Eurofins Product Testing A/S
Smedeskovvej 38
8464 Galten
Denmark

CustomerSupport@eurofins.com
www.eurofins.com/VOC-testing

Dana Lim A/S
Københavnsvej 220
4600 Køge
DENMARK

VOC EMISSION TEST REPORT
M1

21 June 2018

1 Sample Information

Sample name	Trælim Vinter 465
Batch no.	81500904
Production date	09/04/2018
Product type	Adhesive
Sample reception	01/05/2018

2 Brief Evaluation of the Results

Regulation or protocol	Conclusion	Version of regulation or protocol
M1	Fail	M1 Protocol of November 2017

Full details based on the testing and direct comparison with limit values are available in the following pages

Paul Santner
Consultant

Thomas Bjerring
Consultant

The results are only valid for the tested sample(s).
This report may only be copied or reprinted in its entity, parts of it only with a written acceptance by Eurofins.

Table of contents

1	**Sample Information**	**1**
2	**Brief Evaluation of the Results**	**1**
3	**Applied Test Methods**	**3**
3.1	General Test References	3
3.2	Specific Laboratory Sampling and Analyses	3
4	**Test Parameters, Sample Preparation and Deviations**	**4**
4.1	VOC Emission Chamber Test Parameters	4
4.2	Preparation of the Test Specimen	4
4.3	Picture of Sample	4
4.4	Deviations from Referenced Protocols and Regulations	4
5	**Results**	**5**
5.1	VOC Emission Test Results after 28 Days	5
5.2	Sensory Testing	6
6	**Summary and Evaluation of the Results**	**7**
6.1	Comparison with M1 Limit Values	7
7	**Appendices**	**8**
7.1	Chromatogram of VOC Emissions after 28 Days	8
7.2	Sampling Report	9
7.3	How to Understand the Results	10
7.4	Applied LCI and NIK Values	11
7.5	Description of VOC Emission Test	12
7.6	Quality Assurance	14
7.7	Accreditation	14
7.8	Uncertainty of the Test Method	14

The results are only valid for the tested sample(s).
This report may only be copied or reprinted in its entity, parts of it only with a written acceptance by Eurofins.

3 Applied Test Methods

3.1 General Test References

Regulation, protocol or standard	Version	Reporting limit VOC [µg/m³]	Calculation of TVOC	Combined uncertainty¤ [RSD(%)]
EN 16516	October 2017	5	Toluene equivalents	22%
ISO 16000 -3 -6 -9 -11	2006-2011 depending on part	2	Toluene equivalents	22%
ASTM D5116-10	2010	-	-	-
M1	M1 Protocol of November 2017	5	Toluene equivalents	22%
EN 15251' appendix C*	2007	2	Toluene equivalents	22%

3.2 Specific Laboratory Sampling and Analyses

Procedure	External Method	Internal SOP	Quantification limit / sampling volume	Analytical principle	Uncertainty¤ [RSD(%)]
Sample preparation	ISO 16000-11:2006, EN16402:2013, CDPH, AgBB/DIBt, EMICODE	71M549810	-	-	-
Emission chamber testing	ISO 16000-9:2006, EN 16516:2017	71M549811	-	Chamber and air control	-
Sampling of VOC	ISO 16000-6:2011, EN 16516:2017	71M549812	5 L	Tenax TA	-
Analysis of VOC	ISO 16000-6:2011, EN 16516:2017	71M542808B	1 µg/m³	ATD-GC/MS	10%
Sampling of aldehydes	ISO 16000-3:2011, EN 16516:2017	71M549812	35 L	DNPH	-
Analysis of aldehydes	ISO 16000-3:2011, EN 717-1, EN 16516:2017	71M548400	3-6 µg/m³	HPLC-UV	10%
Sampling of Ammonia	NIOSH 6015:1994	71M549812	100 L	H_2SO_4 coated Silicagel	-
Analysis of Ammonia	NIOSH 6015:1994	71M544430	10 µg/m³	Spectrofotometry	10%
Odour/sensory testing*	ISO 16000-28:2012	71M549822	-	Odour panel	10%

The results are only valid for the tested sample(s).
This report may only be copied or reprinted in its entity, parts of it only with a written acceptance by Eurofins.

4 Test Parameters, Sample Preparation and Deviations

4.1 VOC Emission Chamber Test Parameters

Parameter	Value	Parameter	Value
Chamber volume, V[L]	119	Preconditioning period	-
Air Change rate, n[h^{-1}]	0.5	Test period	11/05/2018 - 08/06/2018
Relative humidity of supply air, RH [%]	50 ± 3	Area specific ventilation rate, q [m/h or $m^3/m^2/h$]	1.25
Temperature of supply air, T [°C]	23 ± 1	Loading factor [m^2/m^3]	0.4
		Test scenario	Flooring or ceiling

4.2 Preparation of the Test Specimen

The sample was homogenised, applied onto a glass plate and structured with a notched trowel.

Application amount, g/m^2	Trowel
200	TKB B1

4.3 Picture of Sample



4.4 Deviations from Referenced Protocols and Regulations

No deviations from the referenced test methods were observed.

The results are only valid for the tested sample(s).
This report may only be copied or reprinted in its entity, parts of it only with a written acceptance by Eurofins.

5 Results

5.1 VOC Emission Test Results after 28 Days

	CAS No.	Retention time [min]	ID-Cat	Specific Conc. [µg/m³]	Toluene eq. [µg/m³]	Toluene SER [µg/(m²·h)]	EU-LCI [µg/m³]
VOC compounds							
1,2-Propandiol (Propylene glycol) *	57-55-6	3.65	1	890	230	290	2100
TVOC				890	230	290	
VVOC compounds							
None determined							
TVVOC				< 5	< 5	< 7	
SVOC compounds							
None determined							
TSVOC				< 5	< 5	< 7	
CMR substances							
None determined							
Total CMR				< 1	< 1	< 2	
Aldehydes							
Formaldehyde	50-00-0		1	< 3		< 4	100
Acetaldehyde	75-07-0		1	< 3		< 4	1200
Propionaldehyde	123-38-6		1	< 3		< 4	
Butyraldehyde	123-72-8		1	< 3		< 4	650
2-butenal	123-73-9		1	< 5		< 7	5
Glutaraldehyde	111-30-8		1	< 5		< 7	
Add. compounds							
Ammonia	7664-41-7		1	< 10		< 20	

The results are only valid for the tested sample(s).
This report may only be copied or reprinted in its entity, parts of it only with a written acceptance by Eurofins.

5.2 Sensory Testing

	Acceptance		Acceptance
Participant 1	0.90	Participant 9	1.0
Participant 2	0.85	Participant 10	1.0
Participant 3	0.90	Participant 11	0.90
Participant 4	0.80	Participant 12	1.0
Participant 5	0.80	Participant 13	0.80
Participant 6	0.75	Participant 14	1.0
Participant 7	0.75	Participant 15	0.85
Participant 8	1.0	Participant 16	0.80

Final Results	
Average assessment	0.9
90% confidence interval	0.8 - 0.9
Standard deviation	0.10

The results are only valid for the tested sample(s).
This report may only be copied or reprinted in its entity, parts of it only with a written acceptance by Eurofins.

6 Summary and Evaluation of the Results

6.1 Comparison with M1 Limit Values

Parameter	Area specific emission rate mg/(m²h)	Limit Value mg/(m²h)
TVOC	0.29	< 0.2
Formaldehyde	< 0.004	< 0.05
Ammonia	< 0.02	< 0.03
Total CMR	< 0.002	< 0.005
Odour (dimensionless)	0.9	≥ 0.0
Single VOCs with EU-LCI	Complies	≤ EU-LCI

The results are only valid for the tested sample(s).
This report may only be copied or reprinted in its entity, parts of it only with a written acceptance by Eurofins.

7 Appendices

7.1 Chromatogram of VOC Emissions after 28 Days

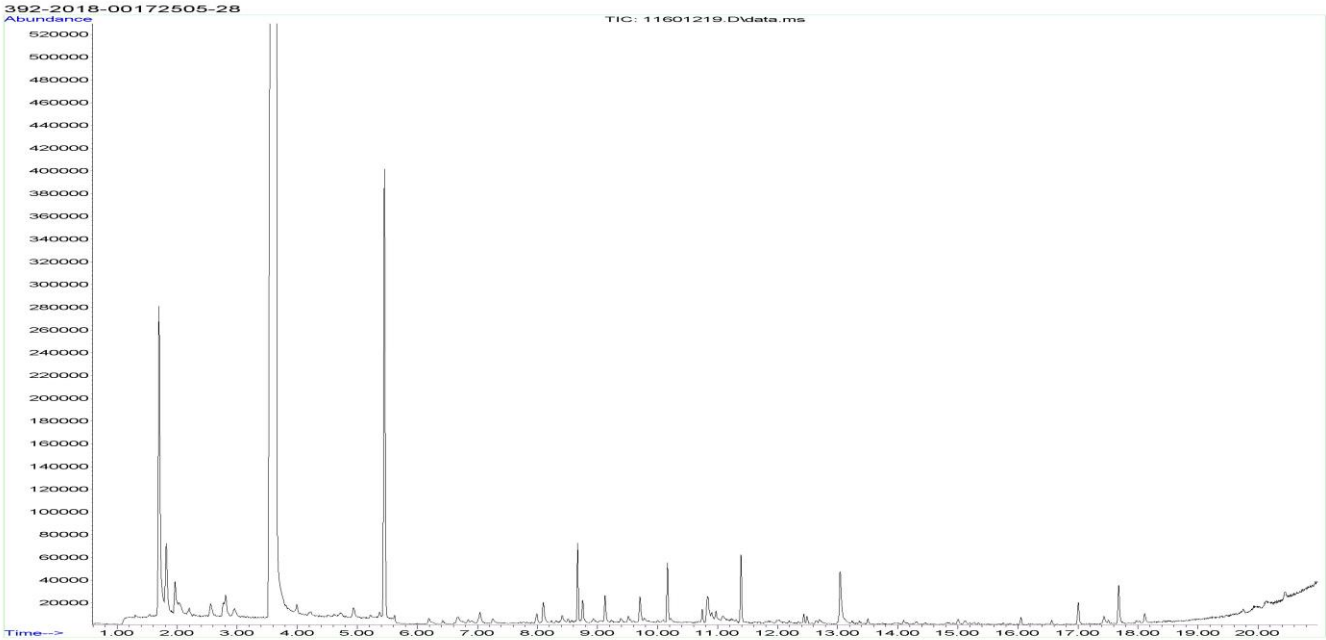

7.2 Sampling Report

EN 16516 Sampling Report

Name of applicant: (name, company, phone):	Robert Pedersen Dana Lim A/S Københavnsvej 220 DK-4600 Køge +45 56 64 00 72	**Producer** (if different from company's name at place of sampling):	
Production plant, where sampling takes place	Køge	**Sampler *** (Please mark): (name, company, phone):	Robert Pedersen
Name of the product:	Træslim Vinter 465	**Type of product**	Wood glue
Model / Program / Series:		**Batch N°:**	81500904
Article N°:	2109	**Date of batch production:**	09.04.2018
Sample was taken from	☐ ongoing production ☒ stocks ☐ retained sample	**Date of sampling:** **Time of sampling:**	20.04.2018
Where had the product been stored prior to sampling? **Place of storage:**	☐ production ☒ store ☐ miscellaneous Warehouse	**How had the product been stored prior to sampling?** **Packing material:**	☐ open ☒ in the stack ☐ wrapped up PE-HD
Specifics (possible negative influences by air contamination where sample was taken, by petrol emissions, by solvent emissions from production; any other uncertainties, questions, etc).		No	

Cut edges (identification of cut edges when present and identification of new surfaces and surface to be exposed in the emission test):

Confirmation

Herewith the signer confirms the correctness of the data given above. The sample was selected, drawn and packed personally in accordance with the instructions for the taking of samples.

Date: 25.04.2018	**Signature:** Robert Pedersen (Stamp)	DANA LIM A/S Københavnsvej 220 4600 Køge Tlf.: 56 64 00 70 Fax: 56 64 00 90

7.3 How to Understand the Results

7.3.1 Acronyms Used in the Report

< Means less than

> Means bigger than

* Not a part of our accreditation

¤ Please see section regarding uncertainty in the Appendices.

§ Deviation from method. Please see deviation section

a The method is not optimal for very volatile compounds. For these substances smaller results and a higher measurement uncertainty cannot be ruled out.

b The component originates from the wooden panels and is thus removed.

c The results have been corrected by the emission from wooden panels.

d Very polar organic compounds are not suitable for reliable quantification using tenax TA adsorbent and HP-5 GC column. A high degree of uncertainty must be expected.

e The component may be overestimated due to contribution from the system

SER Specific Emission Rate.

7.3.2 Explanation of ID Category

Categories of Identity:

1: Identified and specifically calibrated

2: Identified by comparison with a mass spectrum obtained from library and supported by other information. Calibrated as toluene equivalent.

3: Identified by comparison with a mass spectrum obtained from a library. Calibrated as toluene equivalent.

4: Not identified, calibrated as toluene equivalent.

The results are only valid for the tested sample(s).
This report may only be copied or reprinted in its entity, parts of it only with a written acceptance by Eurofins.

7.4 Applied LCI and NIK Values

7.4.1 LCI/NIK Values for Compounds found after 28 Day Measurements

Compound	CAS No.	EU-LCI [µg/m³]
1,2-Propandiol (Propylene glycol) *	57-55-6	2100

The results are only valid for the tested sample(s).
This report may only be copied or reprinted in its entity, parts of it only with a written acceptance by Eurofins.

7.5 Description of VOC Emission Test

7.5.1 Test Chamber

The test chamber is made of stainless steel. A multi-step air clean-up is performed before loading the chamber, and a blank check of the empty chamber is performed.
The chamber operation parameters are as described in the test method section. (EN 16516, ISO 16000-9, internal method no.: 71M549811).

7.5.2 Expression of the Test Results

All test results are calculated as specific emission rate, and as extrapolated air concentration in the European Reference Room (EN 16516, AgBB, EMICODE, M1 and Indoor Air Comfort).

7.5.3 Testing of Carcinogenic VOCs

The emission of carcinogens (EU Categories C1A and C1B, as per European law) is tested by drawing sample air from the test chamber outlet through Tenax TA tubes after the specified duration of storage in the ventilated test chamber. Analysis is performed by ATD-GC/MS (automated thermal desorption coupled with gas chromatography and mass spectroscopy using 30 m HP-5 (slightly polar) column with 0.25 mm ID and 0.25 µm film, Agilent) (EN 16516, ISO 16000-6, internal methods no.: 71M549812 / 71M542808B).

All identified carcinogenic VOCs are listed; if a carcinogenic VOC is not listed then it has not been detected. Quantification is performed using the TIC signal and authentic response factors, or the relative response factors relative to toluene for the individual compounds.

This test only covers substances that can be adsorbed on Tenax TA and can be thermally desorbed. If other emissions occur, then these substances cannot be detected (or with limited reliability only).

7.5.4 Testing of VOC, SVOC and VVOC

The emissions of volatile organic compounds are tested by drawing sample air from the test chamber outlet through Tenax TA tubes after the specified duration of storage in the ventilated test chamber. Analysis is performed by ATD-GC/MS using HP-5 column (30 m, 0.25mm ID, 0.25µm film) (EN 16516, ISO 16000-6, internal methods no.: 71M549812 / 71M542808B).

All single substances that are listed with a LCI/NIK value in the latest publications (hereafter referred to as target compounds) are identified if present. All other appearing VOCs are identified as far as possible. Quantification of target compounds is done using the TIC signal and authentic response factors, or the relative response factors relative to toluene. For certain compound groups, which differ significantly in chemistry from toluene, quantification is performed relative to a representative member of the group for more accurate and precise results. This can include quantification of for example glycols and acids. In addition to that, all results are also expressed in toluene equivalents. All non-target compounds, as well as all non-identified substances, are quantified in toluene equivalents.

The results of the individual substances are calculated in three groups depending on their retention time when analyzing using a non-polar column (HP-1):

- Volatile Organic Compounds (VOC) are defined as: All substances eluting between and including n-hexane (n-C6) and n-hexadecane (n-C16)
- Semi-Volatile Organic Compounds (SVOC) are defined as: All substances eluting after n-hexadecane (n-C16) and before and including n-docosane (n-C22)
- Very Volatile Organic Compounds (VVOC) are defined as: All substances eluting before n-hexane (n-C6).

Total Volatile Organic Compounds (TVOC) is calculated by summation of all individual VOCs with a concentration ≥ 5 µg/m³. The TVOC can be expressed either in toluene equivalents as defined in EN 16516 and similar to ISO 16000-6, or as the sum of concentrations using specific or relative response factors. In the case of summation of concentrations using authentic or relative response factors, the toluene equivalent is applied to all non-target and non-identified VOCs before summing up. Compounds regarded as VOC in line with the above definition but elute before n-C6 or after n-C16 on the HP-5 column are treated as VOC, and are thus added to the TVOC.

Total Semi-Volatile Organic Compounds (TSVOC) is calculated by the summation of all individual SVOCs expressed in toluene equivalents with a concentration ≥ 5 µg/m³, as defined in EN 16516. VOCs that are regarded as VOC in line with the above definition, but elute after n-C16 in this test, are not added to the TSVOC.

Total Very Volatile Organic Compounds (TVVOC) is calculated by the summation of all individual VVOCs with a concentration ≥ 5 µg/m³ and expressed in toluene equivalents. VOCs that are regarded as VOC in line with the above definition, but elute before n-C6 in this test, are not added to the TVVOC.

This test only covers substances which can be adsorbed on Tenax TA and can be thermally desorbed. If emissions of substances outside these specifications occur then these substances cannot be detected (or with limited reliability only).

7.5.5 Testing of Aldehydes

The presence of aldehydes is tested by drawing air samples from the test chamber outlet through DNPH-coated silicagel tubes after the specified duration of storage in the ventilated test chamber. Analysis is performed by solvent desorption and subsequently by HPLC and UV-/diode array detection.

The absence of formaldehyde and other aldehydes is stated if UV detector response at the specific wavelength is lacking at the specific retention time in the chromatogram. Otherwise it is checked whether the reporting limit is exceeded. In this case the identity is finally checked by comparing full scan sample UV spectra with full scan standard UV spectra.

7.5.6 Testing of Ammonia

The presence of ammonia was tested by drawing air samples from the chamber outlet through silicagel tubes coated with sulphuric acid after 28 days. Analysis was done by solvent desorption and UV/VIS spectroscopy (internal methods: 71M549812 / 71M544430).

The absence of ammonia was stated if the signal was lacking at the specific wavelength. Otherwise it was checked whether the detection limit was exceeded.

7.5.7 Sensory Testing

The sensory testing was done after 28 days storage under controlled conditions in the testing chamber. The test panel assessed the odour first of the room air and then give the odour rating once for each chamber. The judgement was based on the odour impression after 2-3 inhalations. The odour was rated immediately on a continuous scale with values between +1 (clearly acceptable) and -1 (clearly unacceptable), with just acceptable = +0.1 and just unacceptable = -0.1. The scale was read with an accuracy of ± 0.1. The result was calculated as the average of the assessments from the odour rating of the panel. Only panel members rating clean moistened air as acceptable (> 0.8) were considered in the calculation.

Sensory Acceptance:

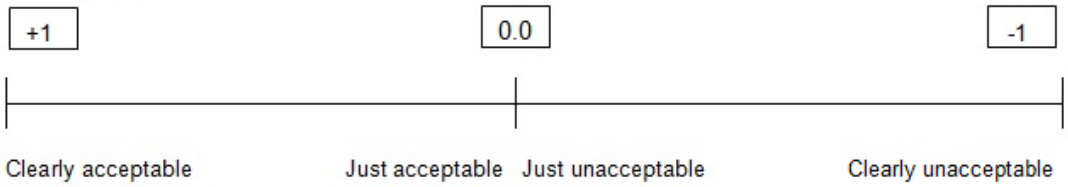

7.6 Quality Assurance

Before loading the test chamber, a blank check of the empty chamber is performed and compliance with background concentrations in accordance with EN 16516 / ISO 16000-9 is determined.

Air sampling at the chamber outlet and subsequent analysis is performed in duplicate. Relative humidity, temperature and air change rate in the chambers is logged every 5 minutes and checked daily. A double determination is performed on random samples at a regular interval and results are registered in a control chart to ensure the uncertainty and reproducibility of the method.

The stability of the analytical system is checked by a general function test of device and column, and by use of control charts for monitoring the response of individual substances prior to each analytical sequence.

7.7 Accreditation

The testing methods described above are accredited on line with EN ISO/IEC 17025 by DANAK (no. 522). This accreditation is valid worldwide due to mutual approvals of the national accreditation bodies (ILAC/IAF, see also www.eurofins.com/galten.aspx#accreditation.

Not all parameters are covered by this accreditation. The accreditation does not cover parameters marked with an asterisk (*), however analysis of these parameters is conducted at the same level of quality as for the accredited parameters.

7.8 Uncertainty of the Test Method

The relative standard deviation of the overall analysis is 22%. The expanded uncertainty Um equals 2 x RSD. For further information please visit www.eurofins.dk/uncertainty.